

01642  
800 800

## Chunking



Chunking is breaking up a big piece of information into smaller chunks rather like steps in a ladder. It can be used for numbers and words. Often students use Bullet points to break up information.

Try to remember this by breaking it up into chunks:

The average person can take in four numbers or words at a time, can concentrate on revision for a maximum of 45 minutes at a time and remembers information best shortly before bedtime.

Chunked:

- Remember 4 words/numbers at a time
- Revision max 45 mins.
- Remember best before bedtime

Stands  
For  
Something

## Mnemonics

Mnemonics help you to remember by using short words that stand for something to help you. Here is a Mnemonic for REVISION. Try as hard as you can to remember it.

Rest

Exercise

Variety


Imagination

Structure

Individual

Ongoing

Not too long



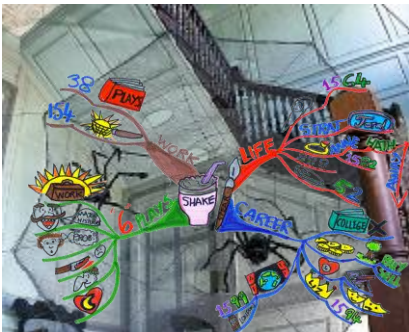


# Association

Association helps a lot of people to remember, because it is much more powerful when we use our imagination. The idea is to link objects and ideas to each other in the craziest way possible.


Mindmaps (Also called Spidergrams) are good for remembering topics and sub-topics such as characters in a book on the other hand concept maps are good for remembering items where the order is important such as the storyline (plot).

Try to remember using the following set of images:



1. Imagine a Mindmap is like a giant Spider's Web with all the ideas around it. The spider (or main idea) is in the middle and everything is around it. The most important ideas are in the middle and the sub-topics go out further and further.

2. Now imagine that Spider's Web falling down and turning it into some kind of weird chain with the words concept map on it. The spider can go backwards and forwards and around so he knows how ideas connect, but there are no sub-topics.





## Card Cover

Two ways to practice with cards:

1. Put the answers on the back, but you will need to remember more at once before you check
2. Use a piece of paper and move down to reveal answers as you guess the contents.

These techniques are very useful for checking that you know key facts.

(Now use it to memorise the text above)



# LOCI

Loci is the memory trick of memory masters. It involves thinking about a journey that you know well and the landmarks along the way. You then add in images to help you remember information. (They do not have to be famous, but things that you notice as you go by.)

When revising you could do the following:

1. Read through your books
2. If you do not understand something ask somebody.
3. Now choose the memory tricks that work best for you
4. Create posters to help you to organise information
5. Create cards with key points and practice
6. Use past papers to practice answering questions

Now let us take a journey from Newport Bridge to Macmillan Academy.

1. On the bridge itself you see a huge book
2. You reach the large roundabout and see your teachers, parents and friends.
3. You see the houses on the left and there is a magician performing magic tricks.
4. On a billboard on the fence of Macmillan you see a huge poster with your revision on it.
5. As you walk into the gate you see a huge pile of cards.
6. When you arrive into the canteen you see test papers set out for you on all the tables.





# By Rote

Learning by rote is simply reading the text over and over until you remember it. It is the most basic kind of revision, but without the help of other techniques may not be very effective and it can be very boring. There are a few students with excellent auditory memories, who can learn effectively this way.

**Try reading the passage above again and again and see how much you can remember**